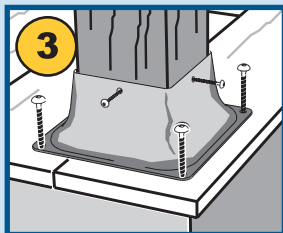
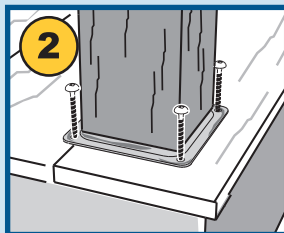
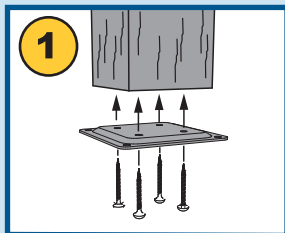


GUIDE INSTALLATION INSTALLATION GUIDE

BASE 44

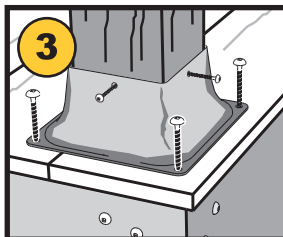
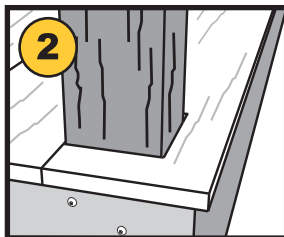
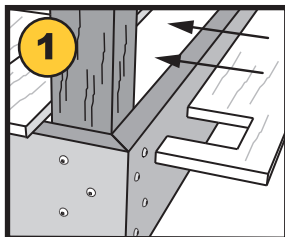
13045 - 13046 - 13047 - 13048 - 13049

To be used with the FIXPLAK 44
Conçue pour être utilisé avec la FIXPLAK 44



Utilisez des vis : #12 x 3½" + #8 x 1¼"
Use screws : #12 x 3½" + #8 x 1¼"

Or so... / Ou ainsi...



www.pylex.com

1 800 264-1881